





**How to Install The T.P.E. CC1657 BROTHER HL-2220/2230/2240/2240D/2270DW/TN2220/2210/450/420**

**NAME PLATE**

<p>Brother TN2220/2210/450/420</p>	<p>CC1657 BROTHER HL-2220/2230/2240/2240D/2270DW/TN2220/2210/450/420 NAME PLATE</p>
	

The CC1453 is designed for sonic welding around the edges to cover the “Brother” logo.

**Procedures**

	<p><b><u>Step 1</u></b></p> <p>Place the name plate onto the cartridge; the arrow should be arrowed to the developer roller to match the profile of the cartridge top.</p>
	<p><b><u>Step 2</u></b></p> <p>The height of the name plate on the cartridge is about 2.5mm. This depends on the pressure and sonic welding power of the sonic welding process.</p>