


T.P.E.[CC1200] Canon FX10/Canon FX9/Canon L120 Conversion Kit for HP1010


Installation Instruction




The T.P.E. CC1200 Canon FX10/Canon FX9/Canon L120 Conversion Kit for the HP 1010 cartridge is specially designed to create a universal cartridge that will fit in the HP 1010 and the Canon FX10/Canon FX9/Canon L120 machines.



To convert a HP1010 (Q2612A) cartridge to a Canon FX10/Canon FX9/Canon L120 cartridge, the first step is to replace the original HP1010 Right Drum End Cap and original HP1010 Left Hopper End Cap with the T.P.E. CC1200 Canon FX10/Canon FX9/Canon L120 Conversion Kit.



It is necessary to machine a small flat area on the underneath of the HP1010 hopper to allow the sensor to detect when toner is low. The reason for doing this is because the flat area is only present on the Canon FX10/Canon FX9/Canon L120 cartridge but the HP1010 cartridge does not have this feature. The picture on the left shows the difference.



The detail position of the small flat area is shown on the left picture. This can be done by locating the area within a small fixture and file off the plastic to create the flat area (0.6 mm deep).

Warning
If you do not make this flat you will get a permanent toner low warning on the machine.