







T.P.E. HP1500/HP2500/HP2550/HP2820 END CAP CONVERSION







Converting an OEM HP1500 / HP2500 Toner Cartridge to a HP2550 / HP2820 Toner Cartridge

Color / OEM No.	OEM HP1500 / HP2500 Toner Cartridge	T.P.E. HP2550 / HP2820 Toner Cartridge (OEM HP1500 / HP2500 Cartridge fitted with T.P.E. End Cap and Locator)
Magenta / C9703A		 CC1088 with Locator No.: 1 
Yellow / C9702A		 CC1088 with Locator No.: 2 

- Note:**
- Color Locator is on Right End Cap.
 - If converting a HP1500 / HP2500 Toner Cartridge to a HP2550 / HP2820, change Right End Cap to T.P.E.







Right End Cap [CC1088] and put Color Locators and the Label in the correct location.

Converting an OEM HP1500 / HP2500 Toner Cartridge to a HP2550 / HP2820 Toner Cartridge

Color / OEM No.	OEM HP1500 / HP2500 Toner Cartridge	T.P.E. HP2550 / HP2820 Toner Cartridge (OEM HP1500 / HP2500 Cartridge fitted with T.P.E. End Cap and Locator)
Black / C9700A		 CC1088 with Locator No.: 3 
Cyan / C9701A		 CC1088 with Locator No.: 4 

- Note:**
- Color Locator is on Right End Cap.
 - If converting a HP1500 / HP2500 Toner Cartridge to a HP2550 / HP2820, change Right End Cap to T.P.E. Right End Cap [CC1088] and put Color Locators and the Label in the correct location.







Converting an OEM HP2550 / HP2820 Toner Cartridge to a HP1500 / HP2500 Toner Cartridge

Color / OEM No.	OEM HP2550 / HP2820 Toner Cartridge	T.P.E. HP1500 / HP2500 Toner Cartridge (OEM HP2550 / HP2820 Cartridge fitted with T.P.E. End Cap and Locator)
Black / Q3960A		
Cyan / Q3971A		
		<p data-bbox="823 931 1197 969">CC1088 with Locator No.: 1</p> 
		<p data-bbox="823 1704 1197 1742">CC1088 with Locator No.: 2</p> 

- Note:**
- OEM HP2550 / HP2820 Cartridge has a fix protrusion on Left End Cap and Color Locator on Right End Cap.

- If converting a HP2550 / HP2820 Toner Cartridge to a HP1500 / HP2500 change Left End Cap to T.P.E. Left End Cap [CC1087]. Then change Right End Cap to T.P.E. Right End Cap [CC1088] and put Color Locators and the Label in the correct location.

Converting an OEM HP2550 / HP2820 Toner Cartridge to a HP1500 / HP2500 Toner Cartridge




Color / OEM No.	OEM HP2550 / HP2820 Toner Cartridge	T.P.E. HP1500 / HP2500 Toner Cartridge (OEM HP2550 / HP2820 Cartridge fitted with T.P.E. End Cap and Locator)
Magenta / Q3973A		 CC1088 with Locator No.: 3 
Yellow / Q3972A		 CC1088 with Locator No.: 4 

- Note:**
- OEM HP2550 / HP2820 Cartridge has a fix protrusion on Left End Cap and Color Locator on Right End

Cap.

- If converting a HP2550 / HP2820 Toner Cartridge to a HP1500 / HP2500 change Left End Cap to T.P.E. Left End Cap [CC1087]. Then change Right End Cap to T.P.E. Right End Cap [CC1088] and put Color Locators and the Label in the correct location.

T.P.E. End Cap Right [CC1088] Locator Summary for Toner Cartridge Conversion

Locator No.	Used for converting HP1500/HP2500 cartridge to following HP2550/HP2820 cartridge	Used for converting HP2550/HP2820 cartridge to following HP1500/HP2500 cartridge	Photo
1.	Magenta	Black	
2.	Yellow	Cyan	
3.	Black	Magenta	
4.	Cyan	Yellow	