




Installation Instruction 7

**OEM HP1200 (C7115A) Cartridge Conversion Using T.P.E. CC1089 FX8/T Cartridge Drum Shutter**

OEM HP1200 (C7115A)	T.P.E. CC1089 FX8/T Cartridge Drum Shutter
 <p>Trigger Arm on Right Side</p>	 <p>Trigger Arm on Left Side</p>

**Conversion Procedures**

<p><b>Step 1</b></p> 	<p>Take off the OEM Drum Shutter and the Drum Shutter Spring from the OEM HP1200 Cartridge. Keep the Drum Shutter Spring.</p>
<p><b>Important Step 2</b></p>  <p>Depth from Top is 0.8 mm.</p> <p>14 mm      63.5 mm</p>	<p><b>Important</b></p> <p>File a flat surface on the bottom of the OEM Feed Hopper to make a recess area as a sensor platform. Position and dimensions are as shown on the photo. (Alternative is to use the T.P.E. CC1012F SRS 15X Hopper which already has the sensor platform on the Hopper bottom. Comes complete with SRS Seal, Exit Port Plug, and Filler Cap).</p>
<p><b>Step 3</b></p> 	<p>Put on the T.P.E. CC1089 FX8/T Cartridge Drum Shutter and OEM HP1200 Drum Shutter Spring.</p> <p>The conversion to a Canon FX8 / T cartridge is now complete.</p>

**Installation Instruction 7**

