



Conversion of Lexmark T644 Extra High Yield Cartridge to T640/642/644 High Yield by using CC1353 Conversion insert for Lexmark T644 Extra High Yield to T640/642/644 High Yield Cartridge





These instructions will provide the information required to convert the Lexmark T644 Extra High Yield Cartridge to a Universal T640/642/644 High Yield Cartridge.

Procedures to convert the Lexmark T644 Extra High Yield Cartridge to a Universal T640/642/644 High Yield Cartridge

	
<p style="text-align: center;">Step 1</p> <p>Fully disassembled the Waste Hopper Section and clean it up.</p>	<p style="text-align: center;">Step 2</p> <p>Mark the cutting area as per the drawing dimensions. Take care and make sure the dimensions are followed accurately.</p>

Installation Instruction 27

	
<p style="text-align: center;">Step 4</p> <p>Cut the slots for the CC1353 Conversion insert. Clean the cut with Alcohol and clean the bottom side of the flange of the insert and the mating area on the waste bin and the CC1353 Conversion.</p>	<p style="text-align: center;">Step 5</p> <p>Place a bead of Adhesive completely around the outer edge of the opening. After attaching the CC1353 Conversion insert, apply firm, even pressure around the entire area to establish a uniform bond.</p>